

The image features two large, thick black L-shaped brackets. One is positioned in the top-left corner, and the other is in the bottom-right corner, framing the central text. The background is a light beige color.

# MY LEARNING AREA

ED classroom

# Philosophy

- I believe each student has the ability to learn from fellow students and also themselves. To allow this to happen I will encourage independence inside my classroom. I will give my students the opportunity to engage in asking fellow students questions. I will also encourage students to problem solve for themselves before asking for guided help. By giving them independent learning opportunities the students will be able to discover new information and apply it in fun and exciting ways.

# Classroom Norms & Flexible seating Norms

## ■ We agree to:

- *Follow directions*
- *Respect others*
- *Take care of our classroom*
- *Try our best each day*
- *Celebrate each other*

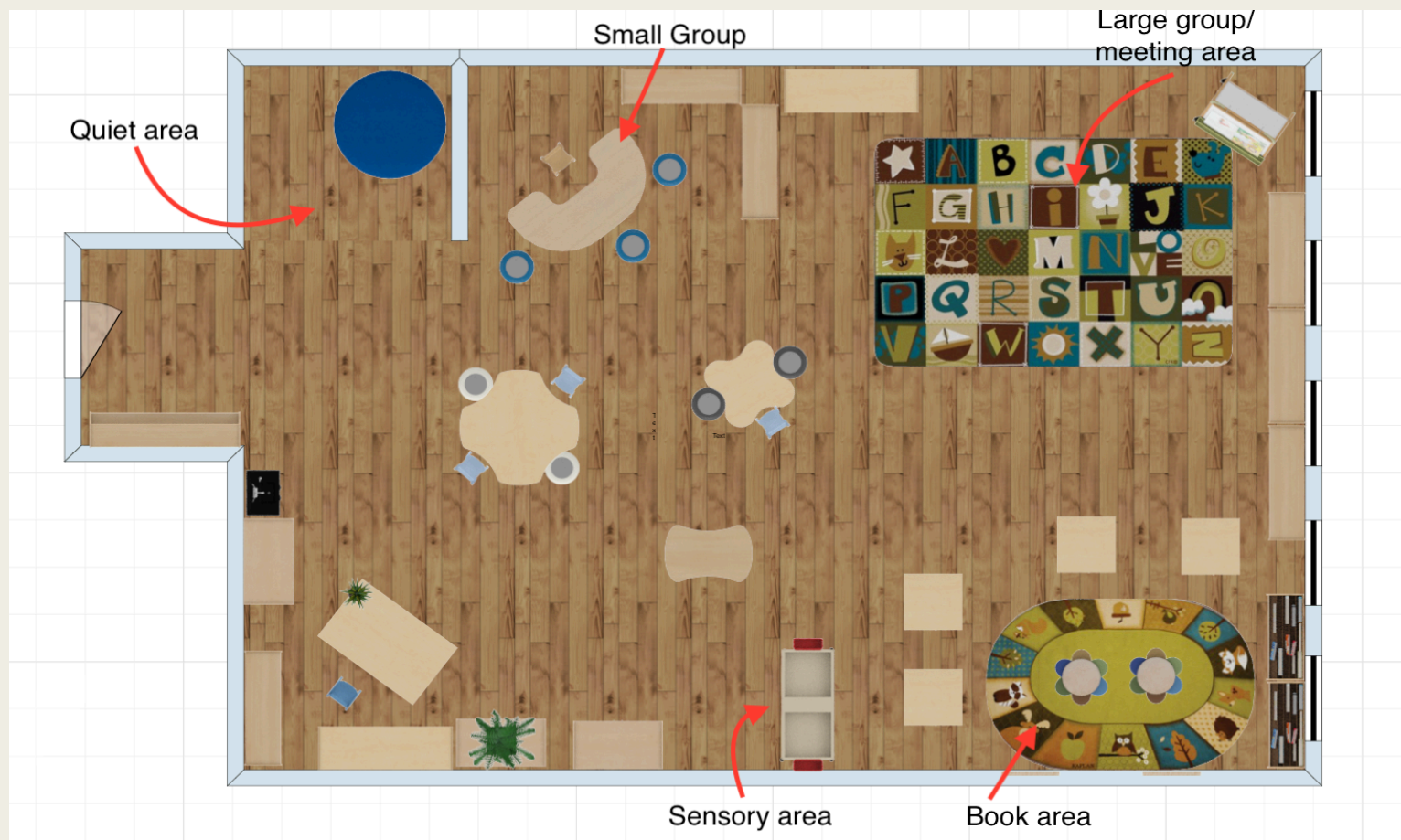
## • We agree to:

- Sit in seats where we can work productively
- Stay focused
- Let the teacher move us if needed
- Use walking feet and kind words
- Be responsible

Everyone's a teacher.

Everyone's a learner.

# Learning Areas





















# Classroom Materials

- Creating Connections
- Flexible Learning
- Wonderment, Curiosity, and Intellectual Engagement
- Nature and Natural Environment
- Symbolic Representation



# Environment plans

## Plan 1: Sight word tree

**Objective:** Count, pronounce, blend, and segment syllables in spoken words.

Be able to translate written symbols into words.

Read common high-frequency words by sight.

**Materials:** Construction paper, tape, scissors, Velcro, list of site words

**Activity:** Students participate in practicing given sight words on the tree.

## Plan 2: Writing office

**Objective:** Be able to write a short story about their opinion on a given topic.

Be able to select a topic and write a short story.

Be able to use the resources on the writing office boards to help support writing ideas.

**Materials:** Privacy folders with writing resources on the inside (days of the week, months, sight words, writing topics, transition words, components of a story)

**Activity:** Students will utilize their writing office during writing centers and down time.



# Environment plans

## Plan 3: Cubbies

**Objectives:** Be able to understand visuals being presented at cubby area.

Be able to select lunch choices that pertains to them.

Be able to select appropriate hall pass and return it.

**Materials:** Classroom cubbies, Velcro, laminated names, laminated lunch choices, Laminated hallway passes

**Activity:** Students will utilize cubby area each morning when arriving to school. Students will put their things away and select their lunch choice.

## Plan 4: Morning meeting

**Objectives:** Be able to examine the weather and the different types.

Be able to use white boards to write answers to morning meeting questions.

**Materials:** carpet, smart board, small white boards, dry erase markers

**Activity:** Students will engage in an interactive morning meeting where they will answer questions pertaining to the weather, day of the week, and month of the year.

# Resources

- <https://www.kaplanco.com>
- <http://www.topdogteaching.com/>